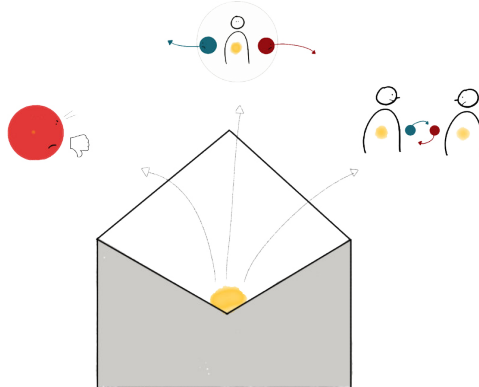


Introduction to The Steps of the IFS-Approach

Companion to the
"Introduction to IFS Therapy"
video series
(grey videos)

by Lucas Forstmeyer



Sign up to the Newsletter
and receive videos covering
Advanced Parts Work Concepts

- Inner Critic
- Polarization
- Interpersonal Dynamics
- Self-Like Parts

[HERE](#)

Table of Content

What is IFS and what are these steps?	3
The Goals of IFS-Therapy	4
The Principles underlying IFS-Therapy	5
Introducing the Steps of the IFS-Approach	6
The 6 F's in more detail	7
The Unburdening-Process in more detail:	9
Questions for each Step of the	11
Internal Family Systems Approach	11



This PDF covers the steps of the IFS-Approach (Internal Family Systems) to therapy. It is a companion to the

"Introduction to Internal Family System Therapy"

video series (grey videos)

You can find all the videos here:

<https://lucasforstmeyer.com/free-ifs-video-course-therapy-techniques/>

What is IFS and what are these steps?

IFS or Internal Family Systems is both a model of our mind and psyche and an approach to therapy and coaching.

Both the model and approach work with the assumption that each person has many Parts (subpersonalities) and that these parts strongly influence (sometimes even determine) how one feels and acts in the world. In addition, IFS asserts that each person has a Self (an essential/spiritual core) that is not a Part and that is inherently compassionate, calm and open.

Learn more about the theory and model of the IFS approach [HERE](#).

The IFS-Model gives a map for different parts, relationships between parts and interactions with the Self. The IFS approach gives practical tools on how to work with Parts and support the Self to be more present.

The 'Steps of the IFS approach' are the steps of the therapeutic (and coaching) process IFS uses to work with parts that are creating problems in a person's life. In essence, these steps are about helping the Self and these parts to re-connect and empower the person's Self to help his or her own Parts.

These steps are used by therapists to support their clients as well as people working with themselves to develop more compassion and empowerment to support themselves and their own Parts.

The Goals of IFS Therapy

(Video 1)



As an approach, IFS has certain goals that form an orientation for how most sessions could flow.

This way they can help us as an orientation to see what a good next step would be in a session and the overall process of working with Parts.

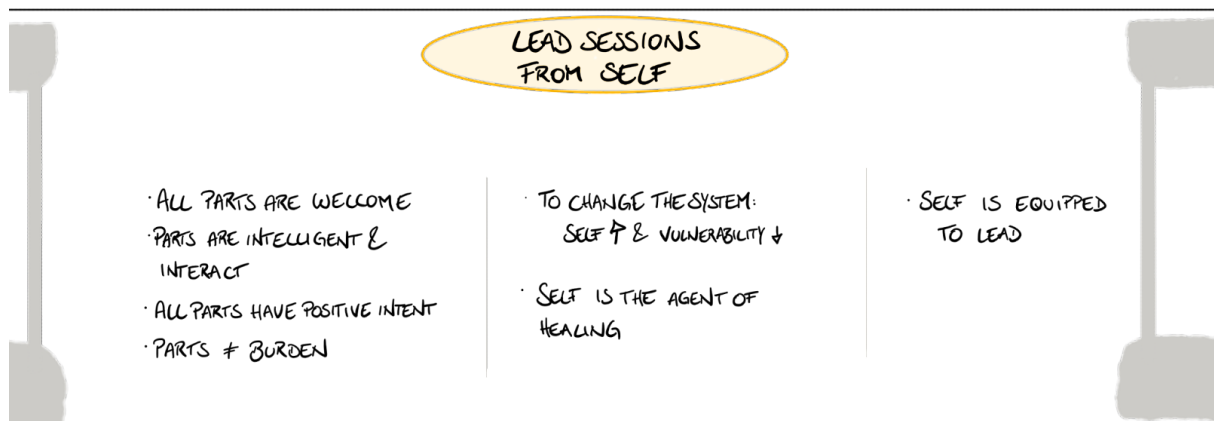
The Goals of the IFS approach are:

1. Building trust between Self & Protectors
2. Finding & connecting with Exiles
3. Unburdening Exiles
4. Helping Protectors release their Roles
5. Strengthen Self-Leadership

To learn more about these, please watch the video.

The principles underlying IFS Therapy

(Video 2)



IFS-Therapy (or IFS-Coaching or working with one's own parts) is based on certain principles.

As principles they inform the way we think about and react to challenges and parts showing up.


The Principles underlying IFS Therapy are:

1. Lead Sessions from Self
2. All Parts are welcome
3. Parts are intelligent & you can interact with them
4. All Parts have positive Intent
5. Parts are not the burdens they are carrying
6. To change the system, we need more Self and less vulnerability (aka. Child parts running things)
7. Self is the Agent of Healing
8. Self is equipped to lead the System

(They are explained in depth in the video linked above.)

Introducing the Steps of the IFS Approach

The rest of this PDF is an overview of these Steps. For this I first want to introduce a visual I developed (open for constructive feedback):



A few general points on these steps and this diagram:

1. IFS distinguishes between the work with Pprotective Parts (Protectors) and vulnerable (child) Parts that are carrying pain from the past (Exiles). There are different steps for both.
2. The whole process revolves around the connection between parts (both Protectors and Exiles) with Self - this is represented by the yellow watercolor.

The 6 F's in more detail


(Video 3)

The 6 F's are the IFS-Steps for working with Protectors (Parts that actively do - sometimes very distorted - things to try and protect a person from harm and keep them functioning in life).

The basic goals of the 6 F's are

- to connect with a person's Protectors as Parts (as in, these are activated subpersonalities and not Self),
- understand why they are acting a certain way
- enable a connection between the Protector and the Self (where the Part is separated from the Self.)

For this IFS has developed 6 steps:



FIND: Finding out with which topic and Parts we work AND then localizing the part in or around the body.



FOCUS: Focusing the attention inwards on the Part. Learning a bit about it and its qualities.



FLESH OUT: Learning more about the Part in a way that supports the separation between Part and Self.



FEEL TOWARDS: Testing the Presence of Self, unblending from the Part if necessary to establish a strong connection between Self and Parts.



BEFRIEND: Learning more about the Part and establishing a good relationship between Self and Part.



FEARS: Asking about the deepest fears of the part that influence it to act the way it does. Usually, this points towards Exiles and polarized Parts.

The Unburdening-Process in more detail:

(Video 4)

The Unburdening-Process covers the steps that have emerged within IFS to help Exiles to let go of a Burden (old pain and unprocessed emotions) they are carrying - and often have carried for years or decades.


This process includes the Self being present with and holding the Exile in their pain, helping them have a new experience and supporting them in letting go of the old pain they have been carrying.

PLEASE BE AWARE: *Being with Exiles is delicate work.*

Exiles are simultaneously fragile and holding very intense emotions and experiences. So trying to “just unburden” an exile is both dangerous and ungracious. Going to these old places without appropriate skills or support by a person who can hold you and the Exile can lead to the system becoming more charged and activated.

So if an Exile keeps coming up in you: please get the help that is appropriate.

I still want to cover the Steps of the Unburdening-Process, so you can get a clear picture of the whole IFS-Process:



ACCESSING EXILE: Establishing a connection between the Self and Exile in which the Self can be present with the experience of the exile.



WITNESSING EXILE: Inviting the Exile to show anything it wants to show so it can be seen, felt and understood - in what happened and how that made it feel.

Additionally: Supporting the Exile in understanding that this happened in the past.



REPARENTING EXILE: Allowing the Exile to have a new experience. Either in the memory of the past OR in the present.



RETRIEVING EXILE: Freeing the Exile from the situation of the past and bringing it into a better situation in imagination or the present.



UNBURDENING EXILE: Holding a ritual in which the Exile can let go of the Burdens it has been holding.



INTEGRATING EXILE AND PROTECTOR: Finding a good place for both Exile and protector in the system and life.

Also: Integrating the qualities of Being that are arising in you.

Questions for each Step of the Internal Family Systems Approach

Above I've covered the basic steps and understanding of the IFS Approach.

This can be considered the blueprint of how IFS views the therapeutic process, all the way from getting to know a protector via unburdening an exile to integrating both into a healthier system.

In the following pages I will present to you the most important and powerful questions and tools that have emerged to facilitate this process. These questions and expressions have emerged through decades of practice.

This list alone will not allow you to fully grasp the depth and intent of each tool or question - that is not what this list is meant to do.

- If you are studying IFS right now, I hope this list will be a resource to understand how to support the flow of a session.
- If you are just getting to know IFS, I hope this list can give you a feel for the perspectives and mindset used in IFS.
- If you are using IFS for your personal work, I hope these questions can help you to be with yourself in new ways.

1. FIND

- Who needs your attention today?
- What do you want to explore today?
- Which part do you want to explore today?

- Where do you notice it?
- Where do you feel it in or around your body?

2. FOCUS

- Can you stay with this Part?
- Can you turn your awareness towards it?
- What is that Part like?

3. FLESH OUT

- What is that Part like?
- Are you aware of it in other ways?
- How close are you to it?
- Can you ask it to give you some space?
- Does it want to show you anything?

4. FEEL TOWARDS

- What do you feel towards this part?
- What is it like for you to be with the Part?
- Can you ask it to give you some more space?
- Can you ask other parts to step aside?

5. BeFRIEND

- What is the part's role?
 - What is its intent for you?
 - Is it aware of you as Self?
 - How old does it think you are?
 - How old is this part?
 - What is this part's history?
 - Is there anything else it wants you to know?
-
- I get that.
 - I appreciate you / what you did for me.

6. FEARS

- What are you trying to do for me?
- What are you afraid would happen if you did not do your job?
 - And what is bad about that?
 - What would happen then?
 - What would that mean for you?
- Checking in with Self: Do you believe this right now?
 - Do you experience it like this right now?
 - How is that for you?
- Are you willing to let me meet the other parts and maybe help them?
- Let's assume we can do that... would it let us connect with the parts?

7. UNBURDENING-PROCESS

- **Contact**
 - What does the Exile feel?
 - What do you feel towards the Exile?
- **Witness**
 - What do you want to show me?
 - What do you want me to know?
 - What do I need to know to understand how this was for you?
- **Reparent (Do-Over)**
 - Is there anything the part needs from you to change this situation?
 - Does this part need something in the situation?
- **Retrieval**
 - Do you want to leave this place?
 - Does this part want to be in a different place?
- **Unburden**
 - Ask the Part where it is carrying that pain.
 - Ask the Part if it is ready to let go of that pain.
- **Integration**
 - What does it want to do now?
 - Does it still need anything from you?

8. ENDING SESSION

- Does any Part still need something?
- Is there a good way to end this session?
- Can you thank the parts that showed up?



I hope this PDF is helpful to you.

If you have any questions or remarks, please feel free to get in touch.

Love,

Lucas

<https://lucasforstmeyer.com>